

REGIONE EMILIA ROMAGNA  
PROVINCIA DI FERRARA  
**COMUNE DI JOLANDA DI SAVOIA**

Progetto: **PROVVEDIMENTO AUTORIZZATORIO UNICO  
REGIONALE (P.A.U.R.)**  
(ai sensi dell'articolo 27 bis del D.Lgs. 152/2006)

**REALIZZAZIONE IMPIANTO AGRIVOLTAICO  
DI PRODUZIONE DI ENERGIA DA FONTE SOLARE  
DENOMINATO "JOLANDA ZARDI"  
DI POTENZA IN IMMISSIONE PARI A 22.274,20 kWp**  
Impianto sito nel Comune di Jolanda di Savoia,  
Via Rossetta n. snc  
44035 - Jolanda di Savoia (FE)

Committente: **SOLAR PV 18 S.R.L.**  
Piazza Castello 19  
20121 Milano (MI)



Progettisti: **STERN DEVELOPMENT S.r.l.**  
L.go M. Novaro n. 1/a - 43121 Parma (PR)  
e-mail: developmentoffice@stern-energy.com  
pec: sterndevelopmentsrl@pec.it



**Arch. Paolo Montanari**  
Via Prospero Manara n. 10 - 43121 Parma (PR)  
e-mail: studio@archimonta.com



**GRASS S.r.l.**  
Agr. Simonetta Dario  
Via Armellini n. 7 - 04100 Latina (LT)  
pec: grasssrl@pec.it

**Archeol. Flavia Amato**  
Via Cesare Battisti n. 33 - 44020 Ostellato (FE)  
e-mail: amatoflavia.archeologia@gmail.com

Elaborato:

Elaborato n.:

PD\_ST01

**SCHEDA TECNICA MODULI**

Scala:

Data:

13/10/2025


# TIGER Neo

## 66HL4M-BDV

### 625-650 Watt

BIFACIAL MODULE WITH DUAL GLASS

N-type



### N-type Technology

N-type modules with Tunnel Oxide Passivating Contacts (TOPCon) technology offer lower LID/LeTID degradation and better low light performance.



### HOT 3.0 Technology

N-type modules with JinkoSolar's HOT 3.0 technology offer better reliability and efficiency.



### Dual-Sided Power Generation

Dual-sided power generation gain increases with backside exposure to light, significantly reducing LCOE.



### Mechanical Load Enhanced

Certified to withstand:  
5400 Pa front side max static test load  
2400 Pa rear side max static test load



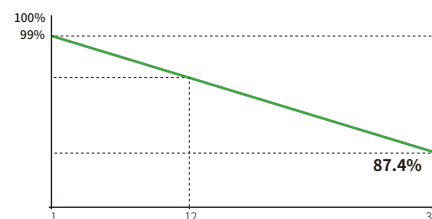
### SMBB Technology

Better light trapping and current collection to improve module power output and reliability.



### Anti-PID Guarantee

Minimizes the chance of degradation caused by PID phenomena through optimization of cell production technology and material control.



**12 Year**  
Product Warranty

**30 Year**  
Linear Power  
Warranty

**1%**  
First-year  
Degradation

**0.40%**  
Annual Degradation  
Over 30 Years

- IEC61215:2021 / IEC61730:2023
- IEC61701 / IEC62716 / IEC60068 / IEC62804
- ISO9001:2015: Quality Management System
- ISO14001:2015: Environment Management System
- ISO45001:2018: Occupational health and safety management systems



**JKM625-650N-66HL4M-BDV-Z2-EN**

# 66HL4M-BDV 625-650 Watt

## Mechanical Characteristics

Cell Type	N- type Mono-crystalline
No. of cells	132 (66×2)
Dimensions	2382×1134×30 mm
Weight	32.4 kg
Front Glass	2.0 mm, Anti-reflection Coating
Back Glass	2.0 mm, Heat Strengthened Glass
Frame	Anodized Aluminium Alloy
Junction Box	IP68 Rated
Protection Class	Class II
IEC Fire Type	Class C
Connector Type	JK03M / JK03M2 / Others*
Output Cables (Including Connector)	4.0 mm <sup>2</sup> (+): 400 mm , (-): 200 mm or Customized Length

\* MC4 and MC4-EVO2 available upon request and subject to availability

## Packaging Configuration

Pallet Dimensions	2396×1110×1251 mm
Packing Detail (Two pallets = One stack)	36 pcs/pallets, 72 pcs/stack, 720 pcs/ 40'HQ Container

## Specifications (STC)

Maximum Power - Pmax [Wp]	625	630	635	640	645	650
Maximum Power Voltage - Vmp [V]	40.88	41.02	41.16	41.30	41.44	41.58
Maximum Power Current - Imp [A]	15.29	15.36	15.43	15.50	15.57	15.64
Open-circuit Voltage - Voc [V]	49.28	49.48	49.68	49.88	50.08	50.28
Short-circuit Current - Isc [A]	16.14	16.20	16.26	16.32	16.38	16.44
Module Efficiency STC [%]	23.14	23.32	23.51	23.69	23.88	24.06
Power Tolerance	0 ~ + 3 %					
Temperature Coefficient of Pmax	-0.29 %/°C					
Temperature Coefficient of Voc	-0.25 %/°C					
Temperature Coefficient of Isc	0.045 %/°C					

STC: Irradiance 1000W/m<sup>2</sup>, Cell Temperature 25°C, AM=1.5

## Specifications (BNPI)

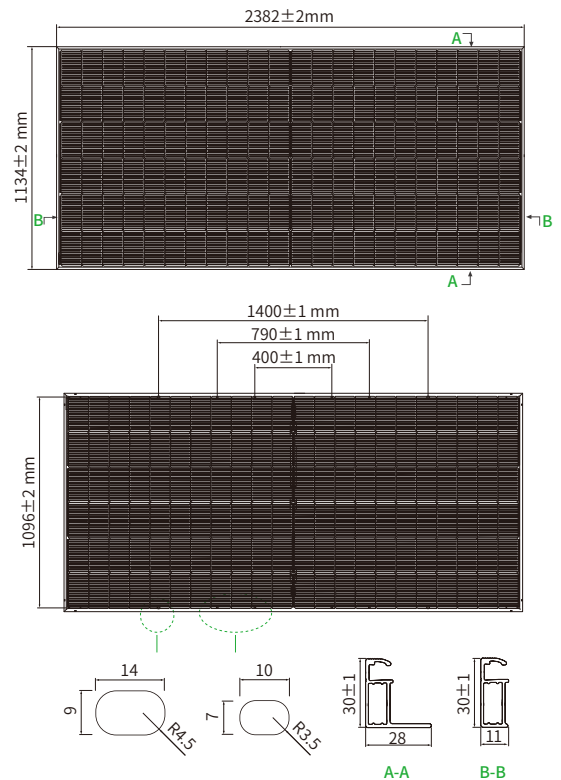
Maximum Power - Pmax [Wp]	690	696	701	707	712	717
Maximum Power Voltage - Vmp [V]	40.88	41.04	41.17	41.33	41.46	41.59
Maximum Power Current - Imp [A]	16.88	16.95	17.03	17.10	17.17	17.24
Open-circuit Voltage - Voc [V]	49.26	49.46	49.66	49.86	50.06	50.26
Short-circuit Current - Isc [A]	17.83	17.90	17.96	18.03	18.09	18.15

BNPI: Irradiance: front 1000W/m<sup>2</sup>, rear 135W/m<sup>2</sup>, Cell Temperature 25°C, AM=1.5

## Application Conditions

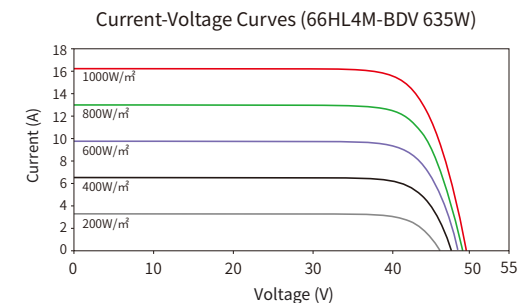
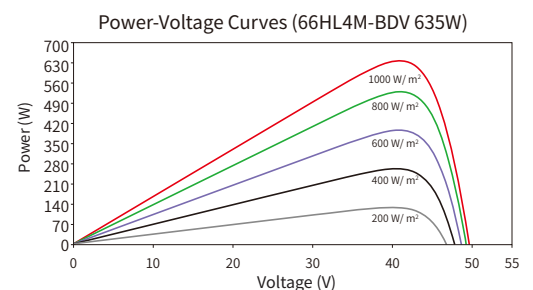
Operating Temperature	-40 °C ~ +70 °C
Maximum System Voltage	1500 VDC (IEC)
Maximum Series Fuse Rating	35 A
Bifaciality Coefficients	φVoc: 98±5 %, φIsc: 80±5 %, φPmax: 80±5 %

## Engineering Drawings



Note: For specific dimensions and tolerance ranges, please refer to the corresponding detailed module drawings.

## Electrical Performance



**Jinko** Solar

© 2025 Jinko Solar Co., Ltd. All rights reserved.

**Note:** Please read the safety and installation manual before using the product. We reserve the right of final interpretation. The specifications in this datasheet are subject to change without notice.

JKM625-650N-66HL4M-BDV-Z2-EN

www.jinkosolar.com